

Let us quote and design your dust collection system.

Oneida Air Systems technicians will quote the correct size dust collection system (horsepower, static pressure and air volume) for your shop, based on the information you provide.

The size of your shop, size and type of woodworking machines and the number of machines operated simultaneously all influence the collector size. Longer duct lengths create higher static pressure losses, therefore more horsepower is required. For example: To move 900 CFM 30 feet a 2hp system might be adequate, to move 900 CFM 50 - 60 feet might require a 3hp system. The number of machines operated at one time determines the overall air volume. For example: A table saw that requires 500 CFM running simultaneously with an 6" jointer that requires 400 CFM requires a 900 CFM system. The information that you provide will allow Oneida Air Systems to accurately size the required dust collection system.

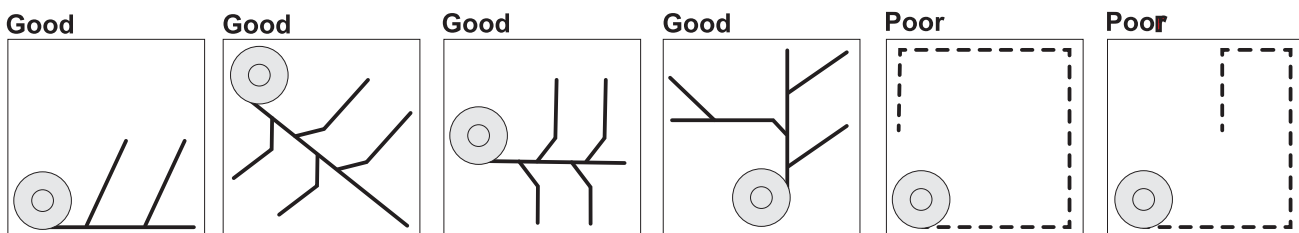
1. Fill out the following questionnaire and send in a simple shop plan layout and we will do the rest. After OAS receives your shop plan and questionnaire, a sales technician will contact you and provide you with a quote for the dust collection system we recommend.

2. If you purchase a 3hp or larger system and place a design fee, we will provide at your request, a CAD ductwork layout showing a scaled duct design and an itemized parts list for the dust collection system. Our custom software results in an accurate easy to assemble parts list with a detailed plan and elevation diagram. For systems under 3hp you may want to use our Do-It-Yourself ductwork guide on our website.

Locating the Collector

- ▶ Follow all applicable federal, state, local, OSHA, NFPA, or authorities having jurisdiction codes and regulations when installing and operating a dust collector.
- ▶ Centrally locate the collector if possible. Keep ductwork to a minimum and you will have more air available at your machine.
- ▶ Locate your highest air requirement machines (table saws, planers, jointers, and shapers) closest to the collector.
- ▶ Long duct runs will create more resistance resulting in lower air flows.
- ▶ Eliminate bends and turns as much as possible.

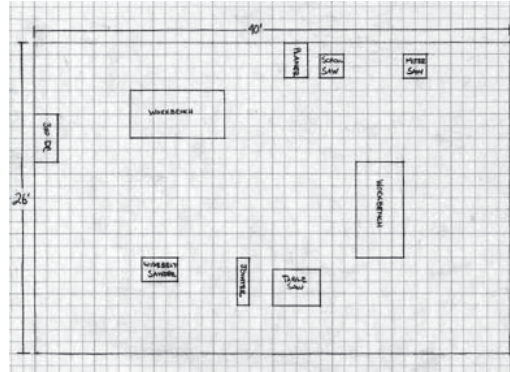
Note: Compare runs of ductwork in the illustrations below.



How to Get an OAS Quote & Shop Plan Design

1. Send a Quick Shop Diagram -

- ▶ Label your machines.
- ▶ Provide dimensions.
- ▶ List the machines with the dust port sizes on the questionnaire.
- ▶ Show where you want to locate the dust collector. Short duct runs are best. (Codes may dictate location of collector.)
- ▶ Provide ceiling height and indicate ceiling obstructions.



2. A Sales Technician will contact you.

- ▶ Please provide a daytime phone number.

3. You will receive a Quick Quote and ductwork estimate.

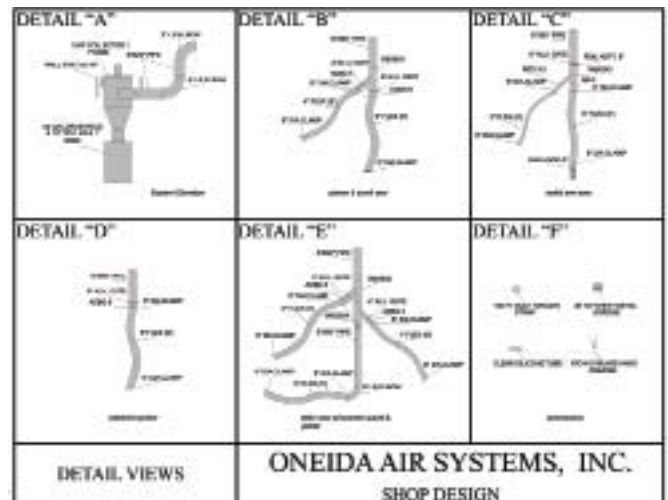
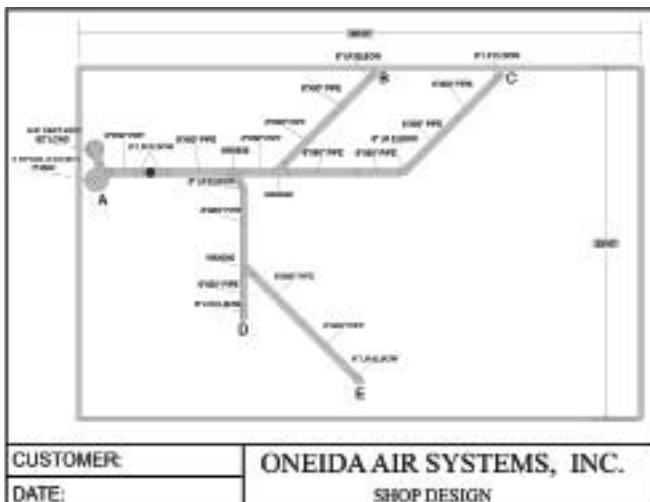
- ▶ Please indicate how you wish to receive it. Fax, E-Mail or Mail.

4. Purchase a 3hp or larger dust collector and place a shop plan design fee. For under 3hp systems, Oneida has a Do-It-Yourself ductwork guide on our website.

5. You will receive:

- ▶ A detailed shop plan with one plan view and individual detail views for each machine connection. (See example.)
- ▶ An itemized bill of materials.
- ▶ Ductwork installation directions..
- ▶ Technical Help

Example of shop plan from Oneida Air Systems, Inc.



Quotation Request and Shop Plan Design Form

Complete information will enable us to accurately size the system.

Customer # Office Use Only _____

Name: _____

Company Name: _____

Billing Address: _____

City: _____ State: _____ Zip: _____

Shipping Address: _____

City: _____ State: _____ Zip: _____

Daytime Phone (We must be able to contact you during business hours): _____

Fax: _____ E - Mail: _____

How did you hear about us? _____

How many machines will be running at one time (How many dust ports open)? _____

How many people work in your shop? _____

Type of shop: Professional Hobby Shop Commercial Educational

If you currently have a collector ***you want to keep using***, please indicate below if not skip:

Brand Model: _____ HP: _____ CFM: _____ Inlet Dia.: _____ Fan Wheel Dia.: _____

Which power supplies do you have available? 110v 220v 3x208v 4x460v

Type of wood waste to be filtered and percentage of each?

Sander Dust _____ % Shavings _____ % Chips _____ %

Do you require filters? Yes No Venting Outdoors (Heat / Cold Loss)

Filter Location: Indoor (In Shop) Outdoor (Adjacent Space)

Elevation Above Sea Level: _____ ****High elevation affects pressure developed by fan.***

What is the ceiling height of the shop? _____

Available area for filter and fans: _____ Length: _____ Width: _____ Height:

Overall Shop Size _____ Length: _____ Width: _____ Height:

Are there any additional concerns or obstacles for your ductwork?

HVAC Ducting Water / Gas Piping

Florescent Lighting Beams

Overhead Door Frame Posts

Cathedral Ceiling Other _____

Send / E-Mail / Fax to:

Continued On Back

Oneida Air Systems Inc. 1001 W. Fayette St., Syracuse, NY 13204 / info@oneida-air.com / Fax 315-476-5044

www.oneida-air.com Buy Direct 1.800.732.4065 © 2010

Complete information will enable us to size the system.

Collection at the Source

Please measure all dust pick-up opening diameters. This will ensure accurate sizing of the system.

✓	Machines (i.e. - 20" Planer)	% of Usage from 0 - 100%	Diameter & Number of Dust Pick-up Openings
	Table Saw		
	Planer - Size:		
	Jointer - Size:		
	Chop Saw		
	Radial Arm Saw		
	Shaper		
	Drum Sander - Size:*		
	Belt / Disc Sander		
	Spindle Sander		
	Lathe		
	Drill Press		
	Router Table		
	Floor Sweep		
	**		
		Total 100%	

*Must provide diameter and number of dust ports.

**List other machines if not listed above.

Read and Sign before submitting to O.A.S.:

The buyer is cautioned to install and operate Dust Collectors in accordance with prescribed Federal, State, OSHA, NFPA, local codes and regulations. This equipment should be installed / wired by a licensed electrician following all applicable codes. Local codes can be significantly different than national codes.

The customer assumes the responsibility for contacting their insurance underwriter with regard to specific application requirements of venting or if additional fire protection and safety equipment may be required.

Customer understands that they may have to follow all Federal, State, Local and NFPA Codes.*

****Customer signature required***

Date

Send, E-Mail or Fax to:

**Oneida Air Systems, Inc.
1001 W. Fayette St. Syracuse, NY 13204
info@oneida-air.com Fax: 315-476-5044**